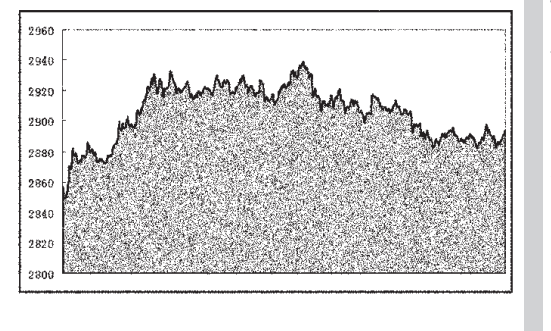
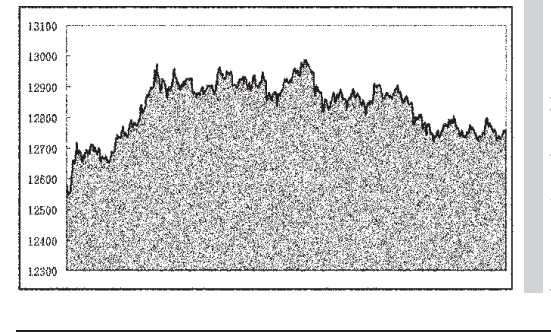


深沪证券市场总貌及香港证券市场行情

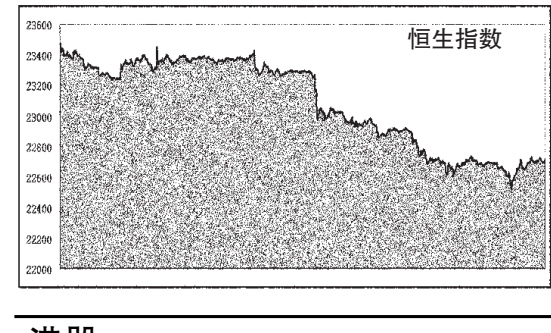
上证综指



深证成指



香港主要指数周走势



市场规模

Table showing market scale data for various categories including A股, B股, 可转债, etc., with columns for item, Shanghai, and Shenzhen.

交易情况

Table showing trading volume and turnover for various categories, including A股, B股, 可转债, etc.

价格指数

Table showing price index data for various categories, including A股, B股, 可转债, etc.

上海证券交易所重点指数及样本表现

Table showing performance of key indices and samples from the Shanghai Stock Exchange.

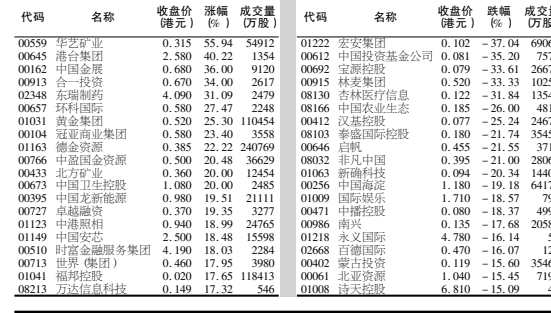
红筹指数

Table showing performance of the Red Chip Index.

恒生指数成份股

Table showing components of the Hang Seng Index.

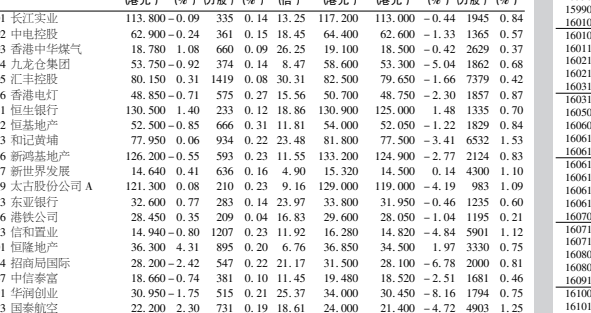
恒生指数



国金指数



红筹指数



深圳证券交易所基金/转债

Table showing performance of funds and convertible bonds from the Shenzhen Stock Exchange.

港股

Table showing performance of various Hong Kong stocks.

恒生指数

Table showing performance of various Hang Seng components.

国金指数

Table showing performance of various Golden Cross components.

上海证券交易所基金/转债

Table showing performance of funds and convertible bonds from the Shanghai Stock Exchange.

H股

Table showing performance of various H-share stocks.

H股

Table showing performance of various H-share stocks.

H股

Table showing performance of various H-share stocks.

深沪交易所权证

Table showing performance of warrants from the Shenzhen and Shanghai Stock Exchanges.

红筹股

Table showing performance of Red Chip stocks.

红筹股

Table showing performance of Red Chip stocks.

红筹股

Table showing performance of Red Chip stocks.

国际主要黄金市场行情

Table showing international gold market prices.

上海黄金交易所市场行情

Table showing Shanghai Gold Exchange market prices.

海外主要股市

Table showing major foreign stock market performance.

海外主要股市

Table showing major foreign stock market performance.

海外主要股市

Table showing major foreign stock market performance.

主要货币兑美元行情

Table showing major currencies vs USD exchange rates.

沪深300股指期货行情

Table showing HS300 futures market prices.