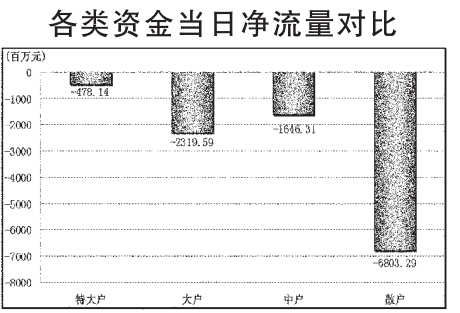


STCN 证券时报网·中国 http://data.stcn.com

资金策市 Money Flow



市场资金动态

Table with columns: 行业, 涨幅(%), 资金净流入(亿元), 特大户(亿元), 大户(亿元)

资金净流入(出)行业前五

Table with columns: 行业, 资金净流入(亿元), 主力资金(亿元), 散户(亿元), 回报(%)

每日个股资金净流入(出)前十

Table with columns: 代码, 简称, 收盘前半小时净流入(万元), 日净流入(亿元), 日涨跌幅(%)

净流出排名

Table with columns: 代码, 简称, 收盘前半小时净流出(万元), 日净流出(亿元), 日涨跌幅(%)

个股连续流入(出)天数排名

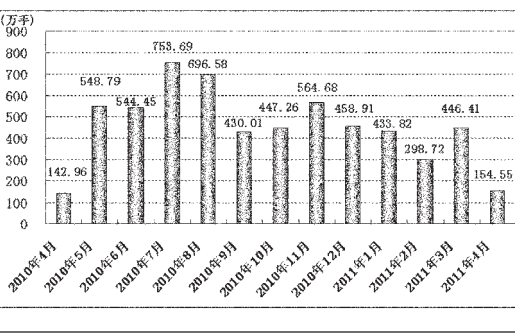
Table with columns: 代码, 简称, 连续流入/出天数, 累计净流入/出(亿元), 累计涨跌幅(%)

据 STCN 资金流向快报

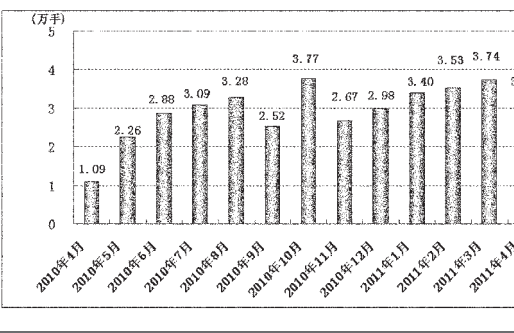
Text describing market data and trends, mentioning STCN and market statistics.

Text discussing market trends, including mentions of STCN and market analysis.

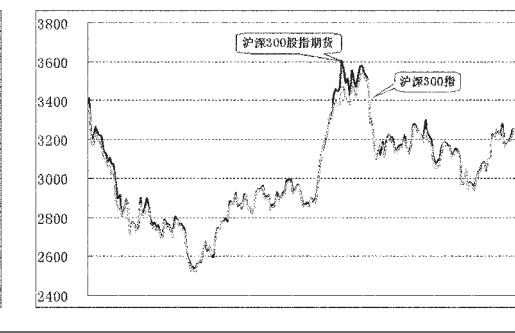
沪深 300 股指期货各月成交量



沪深 300 股指期货各月末持仓量



沪深 300 股指期货与现货走势对比



沪深 300 股指期货交割日涨跌

Table with columns: 合约, 收盘价, 收市较前结算价涨跌(%)

沪深 300 前 100 只权重股市场表现

Table listing top 100 weighted stocks with columns: 代码, 简称, 权重(%), 收盘价, 涨跌幅(%)

沪深 300 股指期货与现货走势对比

Table listing top 100 weighted stocks with columns: 代码, 简称, 权重(%), 收盘价, 涨跌幅(%)

2010 年 4 月 16 日, 沪深 300 股指期货上市

Text discussing the significance of HS300 futures listing and market performance.

开放式基金净值

Table listing open-end fund net asset values and performance metrics.

开放式基金净值

Table listing open-end fund net asset values and performance metrics.

开放式基金净值

Table listing open-end fund net asset values and performance metrics.

货币基金

Table listing money fund net asset values and performance metrics.

开放式基金资产净值

Table listing open-end fund total assets and performance metrics.

开放式基金资产净值

Table listing open-end fund total assets and performance metrics.

开放式基金资产净值

Table listing open-end fund total assets and performance metrics.

中小板 ETF 场外申购赎回价格

Table listing off-exchange prices for SME ETFs.

创新封闭式基金

Table listing innovative closed-end funds and their performance.

(本栏目数据来源: 名策数据)