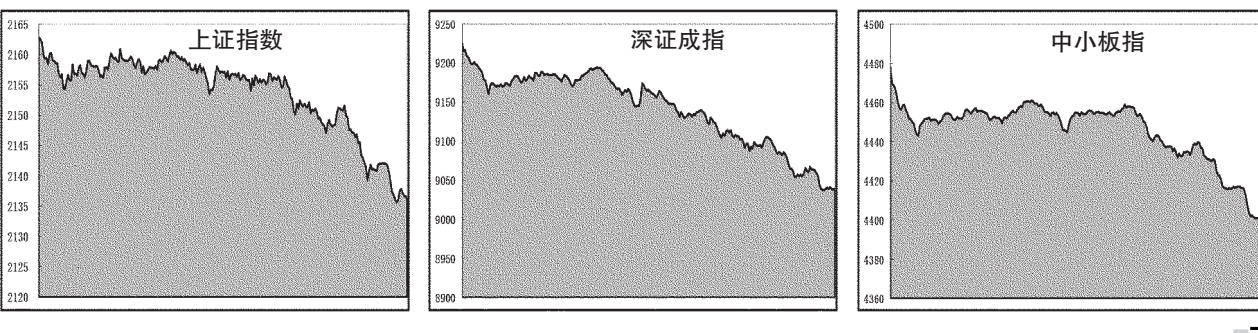


行情 深证证券 市场总貌

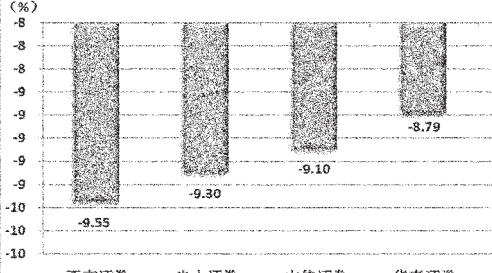
主要股指当日走势



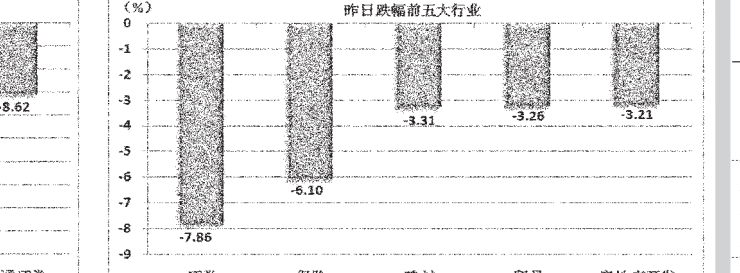
海外主要股市 国际主要黄金市场行情 主要货币兑美元行情

Table with 3 columns: 海外主要股市 (Foreign Major Stock Markets), 国际主要黄金市场行情 (International Gold Market Prices), 主要货币兑美元行情 (Major Currency Exchange Rates vs USD). Includes indices like 道琼斯, 纳斯达克, 黄金, 欧元, 日元, etc.

昨日券商板块跌幅前5个股



昨日24只个股收盘创年内新低



各行业平均市盈率

Table listing average P/E ratios for various industries: 采掘业, 化工, 医药, 食品饮料, etc.

昨日两市呈现单边下跌态势, 受券商股解禁影响, 昨日券商板块大幅下挫。截至昨日收盘, 除山西证券停牌外, 券商板块个股全线下跌。其中, 西南证券、光大证券、中信证券3只个股跌幅较深, 分别下跌9.55%、9.30%和9.10%。总体来看, 逾八成券商板块个股跌幅超过5%。

上市基金行情

Table showing market performance of listed funds, including fund names, assets, and returns.

开放式基金净值

Table showing net asset values (NAV) for various open-end funds.

交易所B股

Table listing B-share transactions on the exchange, including company names, share counts, and prices.

深交所B股

Table listing B-share transactions on the Shenzhen Stock Exchange.

上交所ST股

Table listing ST-share transactions on the Shanghai Stock Exchange.

指数型基金

Table listing various index funds and their performance metrics.

QDII

Table listing QDII funds (Qualified Domestic Institutional Investor funds) and their details.

货币型基金

Table listing money market funds and their performance.

创新封闭式基金

Table listing innovative closed-end funds and their characteristics.

中小板ETF场外申购赎回价格

Table showing subscription and redemption prices for Small and Medium Cap ETFs.

注:本数据仅供参考,不作为投资建议。数据来源:深圳证券交易所每日行情提供的基础数据经系统制作。