

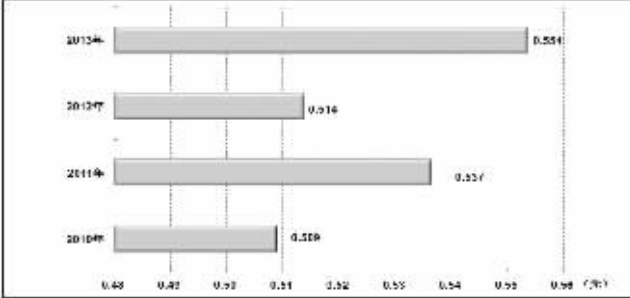
更多精彩数据请移步

STCN 证券时报网·中国 http://data.stcn.com

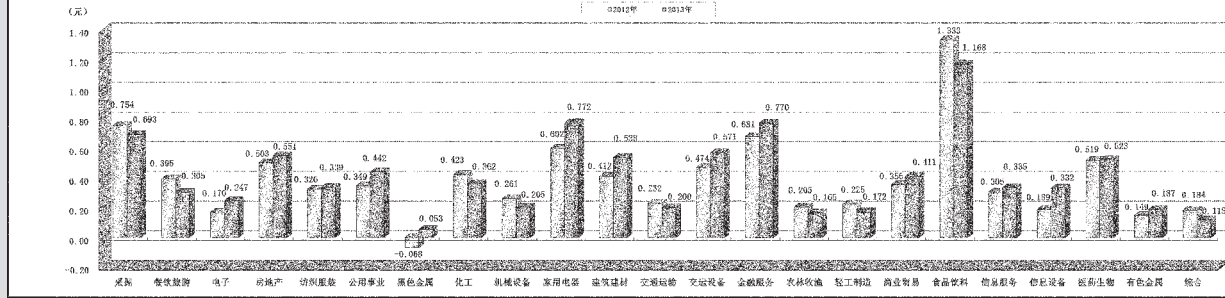
2013年上市公司

基本数据概览

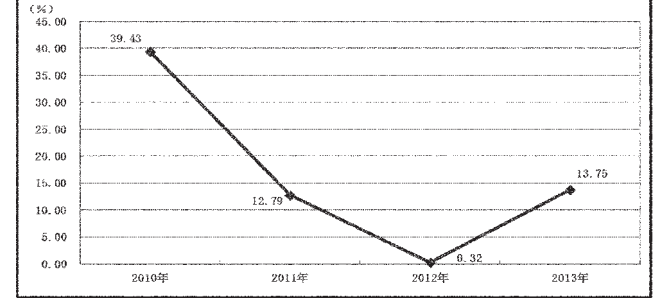
去年平均每股收益 0.554元



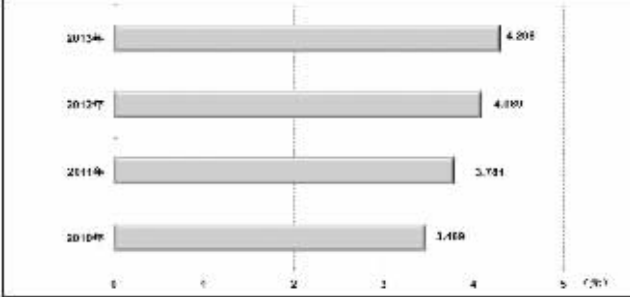
各行业上市公司每股收益



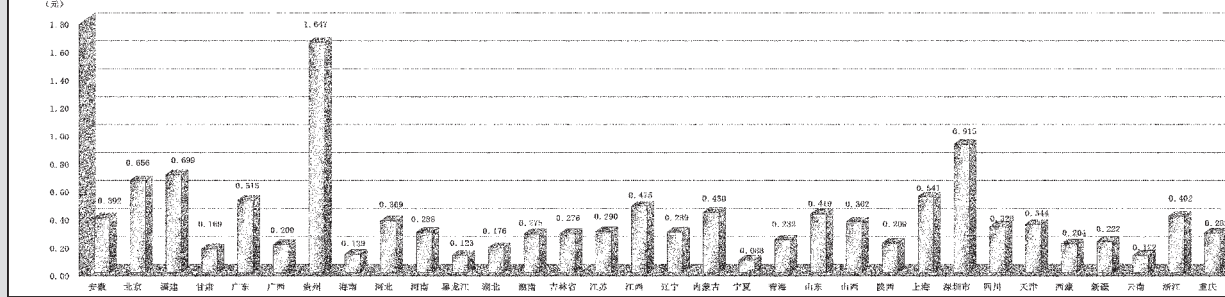
去年净利润同比增长 13.75%



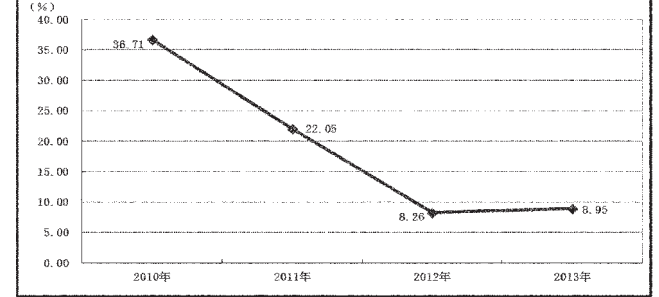
去年平均每股净资产 4.298元



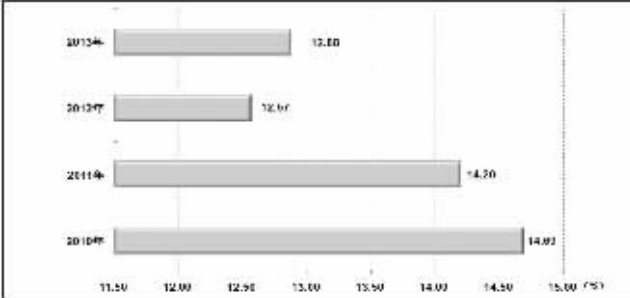
去年各省份上市公司每股收益



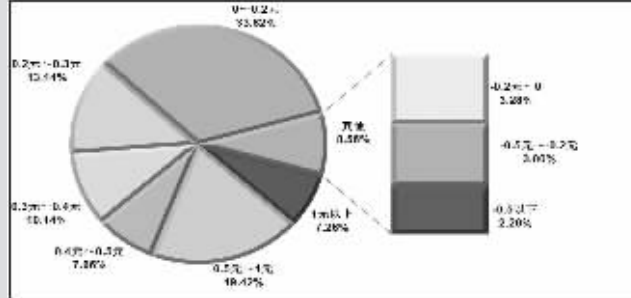
去年营业收入同比增长 8.95%



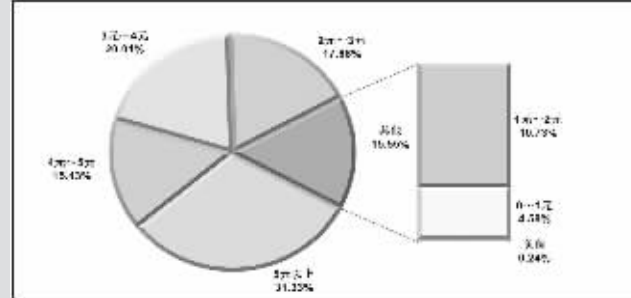
去年平均净资产收益率 12.88%



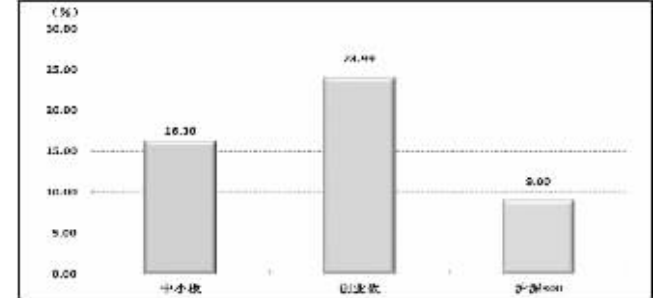
去年每股收益分布



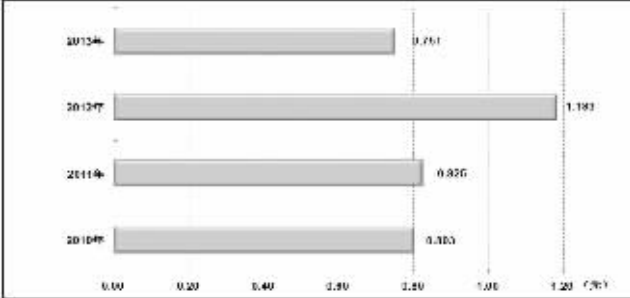
去年每股净资产分布



主要板块去年营业收入增长



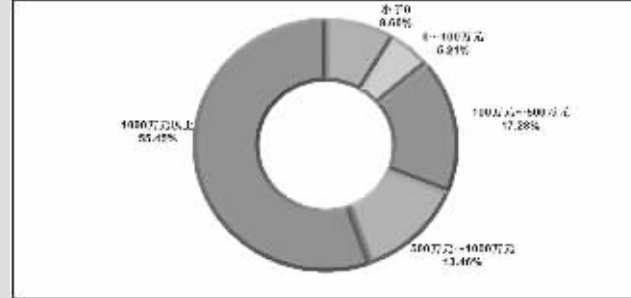
去年平均每股经营现金流 0.751元



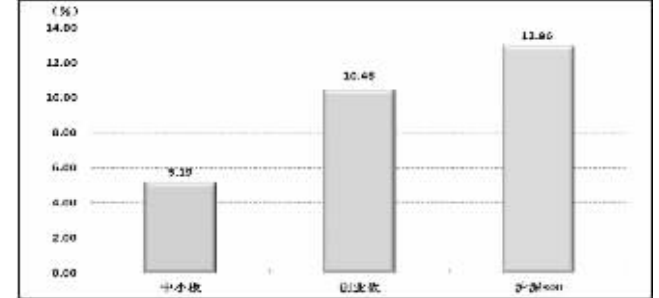
去年亏损公司占比



去年末非经常性损益金额分布



主要板块去年净利润增长



每股收益

Table of EPS data for various companies.

每股经营性现金流量

Table of operating cash flow per share data.

每股未分配利润

Table of unallocated profit per share data.

每股资本公积金

Table of capital reserve per share data.

每股净资产

Table of net assets per share data.

加权平均净资产收益率

Table of weighted average ROE for various companies.

营业收入

Table of operating income for various companies.

营业收入同比增长率

Table of operating income growth rates for various companies.

净利润

Table of net profit for various companies.

净利润同比增长率

Table of net profit growth rates for various companies.

(专题由证券时报中心数据库提供,数据来源于上市公司公告,若有出入,请以公告为准)