

鑫元一年定期开放债券型证券投资基金

2014 第四季度报告

2014年12月31日

基金管理人:鑫元基金管理有限公司
基金托管人:中国光大银行股份有限公司
报告送出日期:2015年1月21日

Table with 2 columns: 基金基本情况 (Fund Basic Information) and 基金投资组合 (Fund Portfolio). Includes details on fund type, dates, and asset allocation.

Table 3.1: 主要财务指标 (Key Financial Indicators) for the reporting period.

Table 3.2: 基金业绩比较 (Fund Performance Comparison) showing returns and benchmark comparisons.

Table 3.3: 基金业绩比较 (Fund Performance Comparison) with a detailed breakdown of returns.






Table 4.1: 基金经理 (Fund Manager) information including name and tenure.

Table 4.2: 基金的投资策略 (Fund Investment Strategy) detailing the approach to bond investments.

Table 4.3: 基金的投资组合 (Fund Portfolio) showing the breakdown of assets.

Table 4.4: 基金的投资组合 (Fund Portfolio) showing the breakdown of assets.

Table 4.5: 基金的投资组合 (Fund Portfolio) showing the breakdown of assets.

Table 4.6: 基金的投资组合 (Fund Portfolio) showing the breakdown of assets.

Table 4.7: 基金的投资组合 (Fund Portfolio) showing the breakdown of assets.

Table 4.8: 基金的投资组合 (Fund Portfolio) showing the breakdown of assets.

Table 4.9: 基金的投资组合 (Fund Portfolio) showing the breakdown of assets.

Table 4.10: 基金的投资组合 (Fund Portfolio) showing the breakdown of assets.

Table 4.11: 基金的投资组合 (Fund Portfolio) showing the breakdown of assets.

Table 4.12: 基金的投资组合 (Fund Portfolio) showing the breakdown of assets.

Table 4.13: 基金的投资组合 (Fund Portfolio) showing the breakdown of assets.

Table 4.14: 基金的投资组合 (Fund Portfolio) showing the breakdown of assets.

Table 4.15: 基金的投资组合 (Fund Portfolio) showing the breakdown of assets.

Table 4.16: 基金的投资组合 (Fund Portfolio) showing the breakdown of assets.

Table 4.17: 基金的投资组合 (Fund Portfolio) showing the breakdown of assets.

Table 4.18: 基金的投资组合 (Fund Portfolio) showing the breakdown of assets.

Table 4.19: 基金的投资组合 (Fund Portfolio) showing the breakdown of assets.

鑫元稳利债券型证券投资基金

2014 第四季度报告

2014年12月31日

基金管理人:鑫元基金管理有限公司
基金托管人:中国光大银行股份有限公司
报告送出日期:2015年1月21日

Table with 2 columns: 基金基本情况 (Fund Basic Information) and 基金投资组合 (Fund Portfolio). Includes details on fund type, dates, and asset allocation.

Table 3.1: 主要财务指标 (Key Financial Indicators) for the reporting period.

Table 3.2: 基金业绩比较 (Fund Performance Comparison) showing returns and benchmark comparisons.

Table 3.3: 基金业绩比较 (Fund Performance Comparison) with a detailed breakdown of returns.



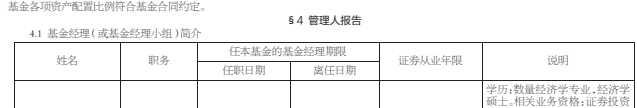



Table 4.1: 基金经理 (Fund Manager) information including name and tenure.

Table 4.2: 基金的投资策略 (Fund Investment Strategy) detailing the approach to bond investments.

Table 4.3: 基金的投资组合 (Fund Portfolio) showing the breakdown of assets.

Table 4.4: 基金的投资组合 (Fund Portfolio) showing the breakdown of assets.

Table 4.5: 基金的投资组合 (Fund Portfolio) showing the breakdown of assets.

Table 4.6: 基金的投资组合 (Fund Portfolio) showing the breakdown of assets.

Table 4.7: 基金的投资组合 (Fund Portfolio) showing the breakdown of assets.

Table 4.8: 基金的投资组合 (Fund Portfolio) showing the breakdown of assets.

Table 4.9: 基金的投资组合 (Fund Portfolio) showing the breakdown of assets.

Table 4.10: 基金的投资组合 (Fund Portfolio) showing the breakdown of assets.

Table 4.11: 基金的投资组合 (Fund Portfolio) showing the breakdown of assets.

Table 4.12: 基金的投资组合 (Fund Portfolio) showing the breakdown of assets.

Table 4.13: 基金的投资组合 (Fund Portfolio) showing the breakdown of assets.

Table 4.14: 基金的投资组合 (Fund Portfolio) showing the breakdown of assets.

Table 4.15: 基金的投资组合 (Fund Portfolio) showing the breakdown of assets.

Table 4.16: 基金的投资组合 (Fund Portfolio) showing the breakdown of assets.

Table 4.17: 基金的投资组合 (Fund Portfolio) showing the breakdown of assets.

Table 4.18: 基金的投资组合 (Fund Portfolio) showing the breakdown of assets.

Table 4.19: 基金的投资组合 (Fund Portfolio) showing the breakdown of assets.

鑫元稳利债券型证券投资基金

2014 第四季度报告

2014年12月31日

基金管理人:鑫元基金管理有限公司
基金托管人:中国光大银行股份有限公司
报告送出日期:2015年1月21日

Table with 2 columns: 基金基本情况 (Fund Basic Information) and 基金投资组合 (Fund Portfolio). Includes details on fund type, dates, and asset allocation.

Table 3.1: 主要财务指标 (Key Financial Indicators) for the reporting period.

Table 3.2: 基金业绩比较 (Fund Performance Comparison) showing returns and benchmark comparisons.

Table 3.3: 基金业绩比较 (Fund Performance Comparison) with a detailed breakdown of returns.

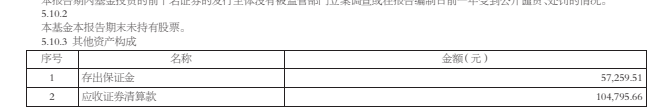
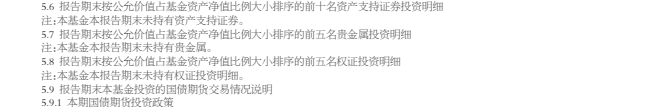
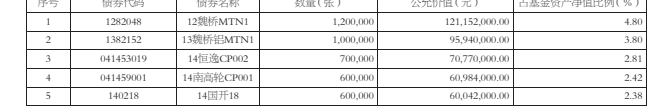


Table 4.1: 基金经理 (Fund Manager) information including name and tenure.

Table 4.2: 基金的投资策略 (Fund Investment Strategy) detailing the approach to bond investments.

Table 4.3: 基金的投资组合 (Fund Portfolio) showing the breakdown of assets.

Table 4.4: 基金的投资组合 (Fund Portfolio) showing the breakdown of assets.

Table 4.5: 基金的投资组合 (Fund Portfolio) showing the breakdown of assets.

Table 4.6: 基金的投资组合 (Fund Portfolio) showing the breakdown of assets.

Table 4.7: 基金的投资组合 (Fund Portfolio) showing the breakdown of assets.

Table 4.8: 基金的投资组合 (Fund Portfolio) showing the breakdown of assets.

Table 4.9: 基金的投资组合 (Fund Portfolio) showing the breakdown of assets.

Table 4.10: 基金的投资组合 (Fund Portfolio) showing the breakdown of assets.

Table 4.11: 基金的投资组合 (Fund Portfolio) showing the breakdown of assets.

Table 4.12: 基金的投资组合 (Fund Portfolio) showing the breakdown of assets.

Table 4.13: 基金的投资组合 (Fund Portfolio) showing the breakdown of assets.

Table 4.14: 基金的投资组合 (Fund Portfolio) showing the breakdown of assets.

Table 4.15: 基金的投资组合 (Fund Portfolio) showing the breakdown of assets.

Table 4.16: 基金的投资组合 (Fund Portfolio) showing the breakdown of assets.

Table 4.17: 基金的投资组合 (Fund Portfolio) showing the breakdown of assets.

Table 4.18: 基金的投资组合 (Fund Portfolio) showing the breakdown of assets.

Table 4.19: 基金的投资组合 (Fund Portfolio) showing the breakdown of assets.