

上海浦东路桥建设股份有限公司

2014年度报告摘要

公司代码:600284 公司简称:浦东建设

重要提示 1.1 本年度报告摘要来自年度报告全文,投资者欲了解详细内容,应当仔细阅读同时刊载在上海证券交易所网站上...

Table with 2 columns: Item, Description. Contains information about shares, registration, and contact details.

二 主要财务数据和股东情况

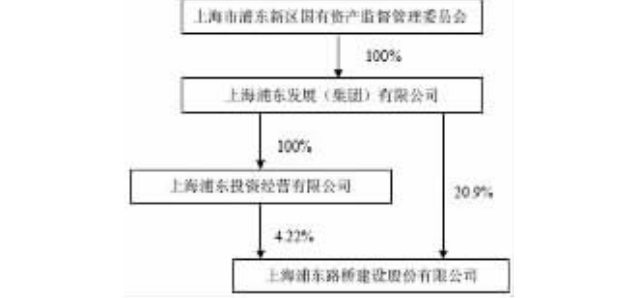
Table with 6 columns: Item, 2014年末, Adjusted, Pre-adjusted, 2013年末, Adjusted, Pre-adjusted. Shows financial metrics like assets, liabilities, and earnings.

Table with 6 columns: Item, 2014年末, Adjusted, Pre-adjusted, 2013年末, Adjusted, Pre-adjusted. Shows ratios and performance indicators.

2.2 截止报告期末的股东总人数、前十名股东、前十名流通股股东(或无限售条件股东)持股情况表

Table with 5 columns: Shareholder Name, Shareholding Percentage, Shareholding Amount, Shareholding Type, Shareholding Method. Lists top shareholders and their details.

2.3 公司与实际控制人之间的产权及控制关系的方框图



三 管理层讨论与分析

2014年,在宏观经济发展进入新常态的大背景下,公司所处的经营发展环境也随之发生较大变化,对公司经营和未来发展带来较大影响...

四 涉及财务报告的重要事项 4.1 与上年度财务报告相比,会计政策、会计估计发生变更,公司应当说明原因及其影响。 4.2 资产负债表科目余额发生变动的说明...

Table with 4 columns: Item, Period, Amount, Change Ratio. Shows financial statement item changes.

2 收入 (1)营业收入变化的因素分析 (2)主营业务收入的情况 (3)成本分析表

Table with 4 columns: Item, Amount, Change Ratio, and Notes. Shows cost breakdown by category.

Table with 4 columns: Item, Amount, Change Ratio, and Notes. Shows cost breakdown by business line.

主要财务数据和股东情况

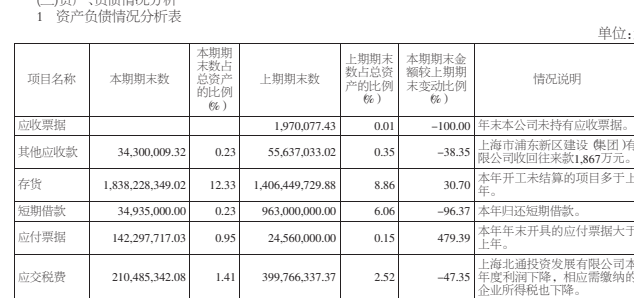
Table with 6 columns: Item, 2014年末, Adjusted, Pre-adjusted, 2013年末, Adjusted, Pre-adjusted. Shows financial metrics for the main financial data section.

Table with 6 columns: Item, 2014年末, Adjusted, Pre-adjusted, 2013年末, Adjusted, Pre-adjusted. Shows ratios and performance indicators.

2.2 截止报告期末的股东总人数、前十名股东、前十名流通股股东(或无限售条件股东)持股情况表

Table with 5 columns: Shareholder Name, Shareholding Percentage, Shareholding Amount, Shareholding Type, Shareholding Method. Lists top shareholders for the main data section.

2.3 公司与实际控制人之间的产权及控制关系的方框图



三 管理层讨论与分析

2014年,在宏观经济发展进入新常态的大背景下,公司所处的经营发展环境也随之发生较大变化,对公司经营和未来发展带来较大影响...

四 涉及财务报告的重要事项

Table with 5 columns: Item, 2014年末, Adjusted, Pre-adjusted, 2013年末, Adjusted, Pre-adjusted. Shows financial statement item changes for the main data section.

2 收入 (1)营业收入变化的因素分析 (2)主营业务收入的情况 (3)成本分析表

Table with 4 columns: Item, Amount, Change Ratio, and Notes. Shows cost breakdown by category for the main data section.

2 收入 (1)营业收入变化的因素分析 (2)主营业务收入的情况 (3)成本分析表

Table with 4 columns: Item, Amount, Change Ratio, and Notes. Shows cost breakdown by business line for the main data section.

Table with 4 columns: Item, Amount, Change Ratio, and Notes. Shows cost breakdown by business line for the main data section.

Table with 4 columns: Item, Amount, Change Ratio, and Notes. Shows financial statement item changes for the top section.


Table with 4 columns: Item, Amount, Change Ratio, and Notes. Shows financial statement item changes for the top section.

Table with 4 columns: Item, Amount, Change Ratio, and Notes. Shows financial statement item changes for the top section.

2.2 截止报告期末的股东总人数、前十名股东、前十名流通股股东(或无限售条件股东)持股情况表

Table with 5 columns: Shareholder Name, Shareholding Percentage, Shareholding Amount, Shareholding Type, Shareholding Method. Lists top shareholders for the top section.

2.3 公司与实际控制人之间的产权及控制关系的方框图



三 管理层讨论与分析

2014年,在宏观经济发展进入新常态的大背景下,公司所处的经营发展环境也随之发生较大变化,对公司经营和未来发展带来较大影响...

四 涉及财务报告的重要事项

Table with 5 columns: Item, 2014年末, Adjusted, Pre-adjusted, 2013年末, Adjusted, Pre-adjusted. Shows financial statement item changes for the top section.

2 收入 (1)营业收入变化的因素分析 (2)主营业务收入的情况 (3)成本分析表

Table with 4 columns: Item, Amount, Change Ratio, and Notes. Shows cost breakdown by category for the top section.

2 收入 (1)营业收入变化的因素分析 (2)主营业务收入的情况 (3)成本分析表

Table with 4 columns: Item, Amount, Change Ratio, and Notes. Shows cost breakdown by business line for the top section.

Table with 4 columns: Item, Amount, Change Ratio, and Notes. Shows cost breakdown by business line for the top section.

法定代表人:邵克坚 经营范围:土地开发经营管理,房地产开发经营,物业管理,工业、农业、商业及农业实业投资与管理...

Table with 4 columns: Item, Amount, Change Ratio, and Notes. Shows financial statement item changes for the bottom section.

Table with 4 columns: Item, Amount, Change Ratio, and Notes. Shows financial statement item changes for the bottom section.

Table with 4 columns: Item, Amount, Change Ratio, and Notes. Shows financial statement item changes for the bottom section.


Table with 4 columns: Item, Amount, Change Ratio, and Notes. Shows financial statement item changes for the bottom section.

Table with 4 columns: Item, Amount, Change Ratio, and Notes. Shows financial statement item changes for the bottom section.

2.2 截止报告期末的股东总人数、前十名股东、前十名流通股股东(或无限售条件股东)持股情况表

Table with 5 columns: Shareholder Name, Shareholding Percentage, Shareholding Amount, Shareholding Type, Shareholding Method. Lists top shareholders for the bottom section.

2.3 公司与实际控制人之间的产权及控制关系的方框图



三 管理层讨论与分析

2014年,在宏观经济发展进入新常态的大背景下,公司所处的经营发展环境也随之发生较大变化,对公司经营和未来发展带来较大影响...

四 涉及财务报告的重要事项

Table with 5 columns: Item, 2014年末, Adjusted, Pre-adjusted, 2013年末, Adjusted, Pre-adjusted. Shows financial statement item changes for the bottom section.

2 收入 (1)营业收入变化的因素分析 (2)主营业务收入的情况 (3)成本分析表

Table with 4 columns: Item, Amount, Change Ratio, and Notes. Shows cost breakdown by category for the bottom section.

2 收入 (1)营业收入变化的因素分析 (2)主营业务收入的情况 (3)成本分析表

Table with 4 columns: Item, Amount, Change Ratio, and Notes. Shows cost breakdown by business line for the bottom section.

Table with 4 columns: Item, Amount, Change Ratio, and Notes. Shows cost breakdown by business line for the bottom section.